

IV214


IVECO Daily 3.0

Dal 2012 – motore 2998 cc – 4 cilindri – senza A/C

From 2012 – engine 2998 cc – 4 cylinders – without A/C

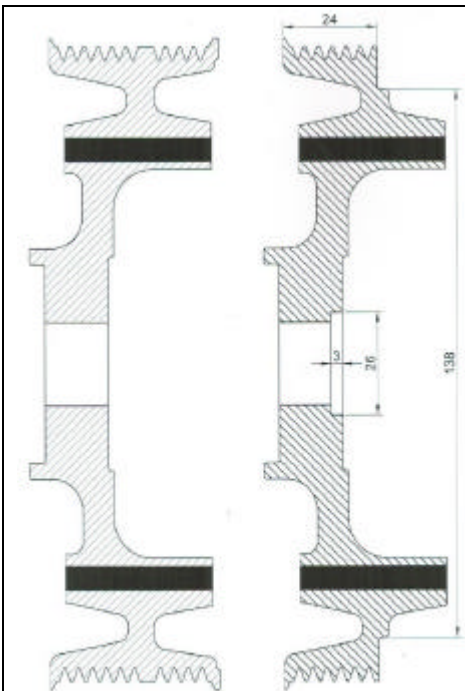
Istruzioni di montaggio kit innesto elettromagnetico

Electromagnetic clutch kit installation instructions




I – Fissare la staffa di supporto della frizione elettromagnetica nei fori filettati A B C D

GB – Fix the support bracket of the electromagnetic clutch into the threaded holes A B C D



FIP027-M Daily

3



4

I – Smontare la puleggia motore , modificarla come in foto 3 , rimontarla , sovrapporre la puleggia fornita , e fissare con bullone fornito
- Montare innesto elettromagnetico , installare puleggia tendicinghia , montare cinghia

GB – Disassemble the engine pulley, change as in picture 3, reassemble, overlap the pulley provided, and secure with provided bolt
- Mount electromagnetic clutch, install idler pulley, belt mount